


HYGIENIC TOILET

Wash your hands often

Note: For disinfecting check the labels of your products to ensure they are 'chlorine based'.



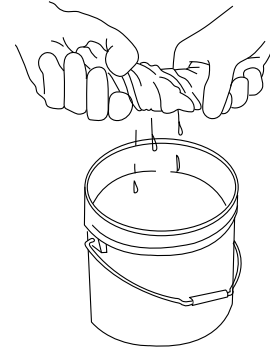
- Bleach
- Disinfectant
- Liquid soap
- Spray cleaner
- White vinegar



Choose one of these

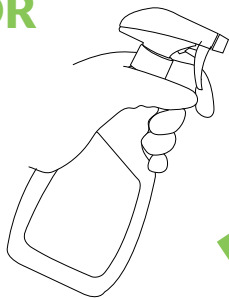


Add to a bucket of water

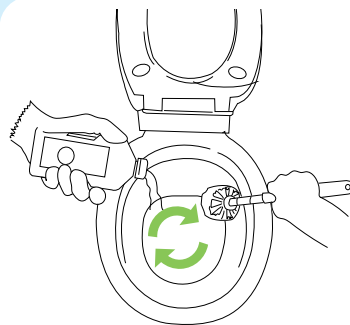


Wet and wring out wash cloth

OR



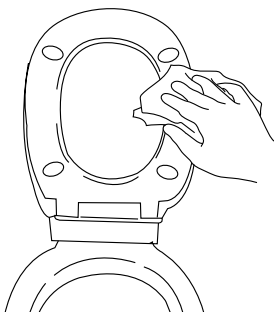
Use a spray cleaner



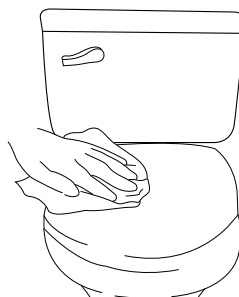
Scrub the inside and disinfect or bleach



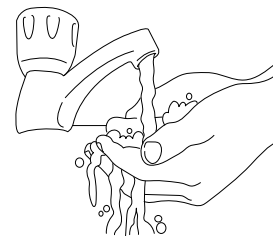
Wipe the toilet bowl



Under the lid



And outside



Wash your hands often

SAFETY CLEANING



CAUTION

Use cleaning products safely

- Always check the product label of cleaning products
 - Ensure you water down your bleach (follow the instructions on the bottle)
 - Wash your hands regularly when cleaning
 - Wear gloves, aprons and masks if they are available to you.
-
- Open windows or turn on fans
 - Do not spray bleach, instead apply to a cloth or add to water
 - Let the surface air dry before use (roughly 5 mins without fans)
 - **WARNING:** Cleaning products can trigger asthma
 - Use less toxic certified products where possible
 - Natural cleaning products (e.g. vinegar), should not be used with bleach or other chemical products as it can create a toxic gas
 - Avoid touching your mouth, nose and eyes when cleaning
 - Bleach solutions should be made daily as they become less effective with time.